



Did you know that the longest day of the year is called the 'summer solstice'? On this day we get more daylight than on any other day of the year. If you live in the northern hemisphere (which includes countries north of the equator, like Britain, Greece and China) the summer solstice is around 21<sup>st</sup> June. If you live in the southern hemisphere (which includes countries south of the equator, like Australia and Argentina) you will celebrate the longest day of the year in December.

In prehistoric England, people probably celebrated the summer solstice at Stonehenge. This is a circle of huge stones in the south of the country.

The Aztecs of central Mexico created beautiful sculptures and paintings of the sun. In fact, the sun has been important to people in a lot of different cultures for thousands of years.



Today, the day is still celebrated around the world. People have parties, light bonfires, collect flowers and enjoy the sun and nature.

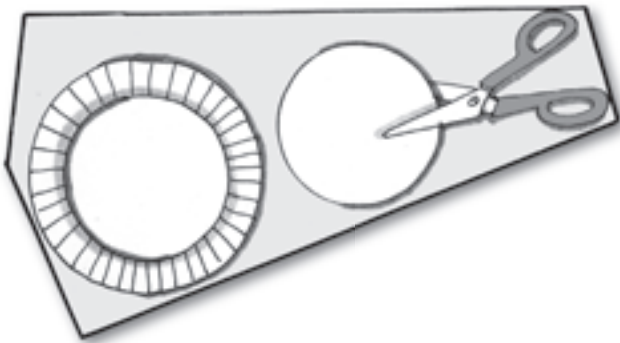
To celebrate the end of the school year, the good weather and the beginning of your holidays, you are going to make a flower photo frame or a sun photo frame. In your frame, you can put a photo of yourself or a friend in the summer sun!




### FLOWER FRAMES / SUN FRAMES

You need:


- a small paper plate or a piece of card
- coloured paper (For petals, choose nice bright colours. For the sun, choose yellow or orange.)
- glue
- paint, felt-tip markers, sparkles, etc



**1** Cut out the centre of the paper plate, or cut a circle out of a piece of card.



**3** Decorate the petals with paint, felt-tip markers, etc.



**2** Cut out the petal shapes. You'll need at least 12 petals.



**4** Glue the petals all around the edges of the centre of the paper plate or the round piece of card. Now glue your favourite photo onto the frame!