

# Seed numbers



## You will need:

★ coloured cardboard

★ plasticine

★ 

★ 

★ 


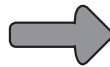
★ wooden skewering sticks

★ marker pens


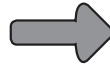
OR 

★ lentils

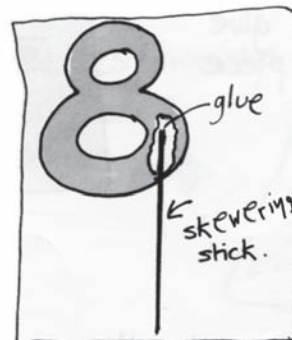
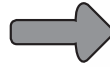
**1** Draw large numbers onto your cardboard & carefully cut them out.



**2** Glue lentils around the edges of your number. Wait until the glue is dry.



**3** On the back of your number put a dab of glue. Place your stick in the glue. Leave to dry!



**4** Roll your plasticine into a ball. Push the stick into it and add colours & designs to your number.

